

Tour the Robertson Library



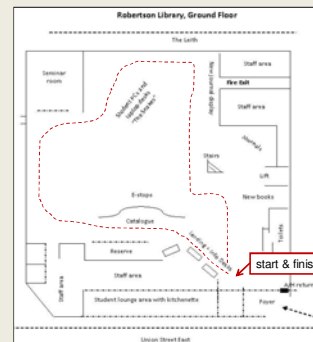
Located on Union Street East (opposite G Block).



This is the entrance to the Library and...



... the student lounge
(with wireless, hot and cold water, vending machines and OPSA phone for local calls).



We'll start with a clockwise tour of the ground floor starting with the Lending Desks.




The **Lending Desks** are on your left when you enter the library .
Get assistance and issue / return books here.



The **Reserve collection** is next on your left.
It holds all the high demand material for courses.
Everything is for two hour loan and can't leave the library
(except the films).



Opposite are the **self check-out machine** and **catalogue terminals**.



The library **Seminar Room** is in the far left corner .
You can use these computers when no classes are running




There are more **student computers** on the ground floor.
If the wrong login screen is displaying, restart the computer to change it.
There is also **wireless access throughout the library**.



Here are the recent issues of the **journals/magazines** we get.



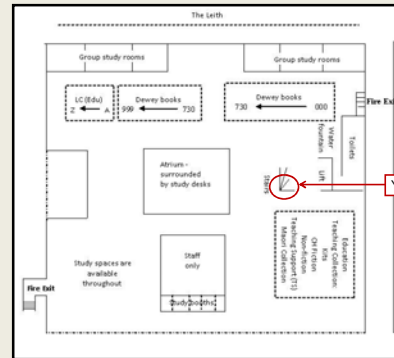
... in the mobile shelving is the **main collection of journals**.



On the other side of the stairs are the **recently arrived books**.
This area is updated weekly.




...and now we are back where we started, at the entrance/exit on the ground floor.



Now for a tour of the **first floor**, starting at the top of the stairs.



Ahead, you'll see the study spaces surrounding the atrium.



Behind you are the lift, water fountain, toilets, the photocopier and some catalogue terminals.



To the left are the **College of Education's** teaching resources.



To the right, is the **Polytechnic's** collection....




... and at the other end of those stacks you'll find the six **Group Study Rooms** (along the wall nearest the Leith).



You can book these in advance (ask at the Lending Desks).



Study spaces make up the rest of the Library



....including these booths.
(ask at the Lending Desks about leads and remotes for the monitors).

Some useful info before you visit the library....

Borrowing Library Books



You need a current student **ID card** with you to get books out.

And....

Initiate your student email and check it regularly because this is where all library notices are sent.

Printing and photocopying

Printing:
Library staff **can't** add money to your printing account . For this, go to Customer Services (F Block) or the Open Access Suite (G Block).



Copying:
There are two copiers on the ground floor (near the Journals and in the Reserve collection) and one on the first floor (near the lift).

Money for copying **can** be loaded on your ID card at the Lending desks (cash and eftpos) and via an autoloader machine on the ground floor (cash only).


...and....

Check out the Robertson Library website for access to:
<http://www.library.otago.ac.nz/robertson>



Library hours
Catalogue
Article databases
Subject Guides
Distance Library Service
Inter-library loan / Document Delivery Service

Thanks for visiting us!



Email: reference.billrobertson@otago.ac.nz
Phone: 03 479 3793
Web: <http://www.library.otago.ac.nz/robertson>